

# Sertifikasi Ujian



Rayhan Afit Wijaya  
Kampar, Riau

**PESANTREN TEKNOLOGI INFORMASI KOMUNIKASI  
“CREATES FUTURE SKILLED PROFESSIONALS**

Assalamualaikum warahmatullahi wabarakatuh, berikut ini adalah presentasi dari web saya

## 1. Tampilan Dashboard

The screenshot shows a web browser at the URL 127.0.0.1:8002/dashboard. The page features a sidebar with the logo 'sman 13 Depok' and navigation options for 'Dashboard' and 'Layouts'. The main content area is divided into three columns:

- SMAN 13 DEPOK:** Includes a large image of the school building, a 'Profile' button, and a paragraph of text describing the school's history and location.
- Galeri SMAN 13 Depok:** Features a large image of the school building and a 'Lanjut' button. Below the image is a quote: "VISI 'Terwujudnya generasi yang berprestasi, berkarakter, berbudaya lingkungan berlandaskan IMTAQ dan IPTEK'".
- Jurusan SMAN 13 Depok:** Contains two images of students in a classroom. The text describes the 'Jurusan IPS' and 'Jurusan IPA' programs, and includes a 'Lanjut' button.

Kehalaman selanjutnya klik Layouts

This screenshot shows the same dashboard as above, but with the 'Layouts' menu expanded in the sidebar. The main content area remains the same, but the sidebar now includes the following options:

- Register
- Admin

ketika klik layouts terdapat 2 pilihan, ada register dan admin

## 2. Halaman Register

The screenshot shows a web browser window with the URL `127.0.0.1:8002/registrasi/create`. The page title is "sman 13 depok". The left sidebar contains a "Dashboard" menu and a "Layouts" dropdown with options for "Register" and "Admin". The main content area is titled "Register" and contains a form with the following fields:

- NoReg: Masukkan Nomor registrasi
- Nama: Masukkan Nama
- JK: Masukkan JK
- Alamat: Masukkan Alamat
- Agama: Masukkan Agama
- AsalSekolah: Masukkan AsalSekolah
- Jurusan: Masukkan Jurusan

A blue "Simpan" button is located at the bottom right of the form. The footer of the page includes the text "© 2023, made with ❤️ by ThemeSelection" and links for "License", "More Themes", "Documentation", and "Support".

Di halaman Register yaitu untuk isi formulir Data-data siswa yang akan di isi, ketika register di isi oleh siswa maka data-datanya akan berada di **Admin**.

## 3. Halaman Admin

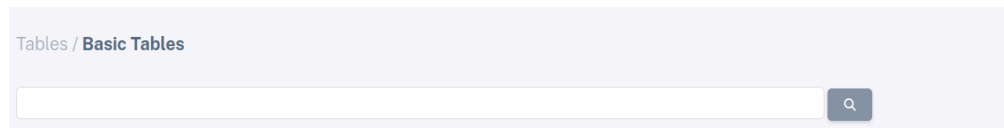
The screenshot shows a web browser window with the URL `127.0.0.1:8002/registrasi`. The page title is "sman 13 depok". The left sidebar contains a "Dashboard" menu and a "Layouts" dropdown. The main content area is titled "Tables / Basic Tables" and contains a search bar and a table titled "Table Student".

NO	NOREG	NAMA	JK	ALAMAT	AGAMA	ASAL SEKOLAH	JURUSAN		
1	2003	Rayhan afit wijaya	Laki-laki	Pekanbaru, Riau	Islam	SMAN 13 Depok	IPS		
2	2004	M.Aditya firman	Laki-laki	Palembang, Sumatra utara	Islam	SMAN 13 Depok	IPA		
3	1001	Solih hidayat	Laki-laki	Lampung utara, Lampung	Islam	SMAN 13 Depok	IPS		

The footer of the page includes the text "© 2023, made with ❤️ by ThemeSelection" and links for "License", "More Themes", "Documentation", and "Support".

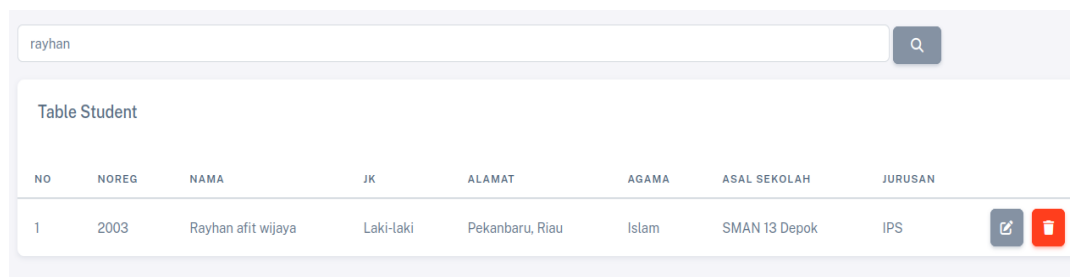
Di halaman admin tempat terkumpulnya data-data siswa, di halaman Admin terdapat **Pencarian, Edit, dan Hapus**.

a. Pencarian



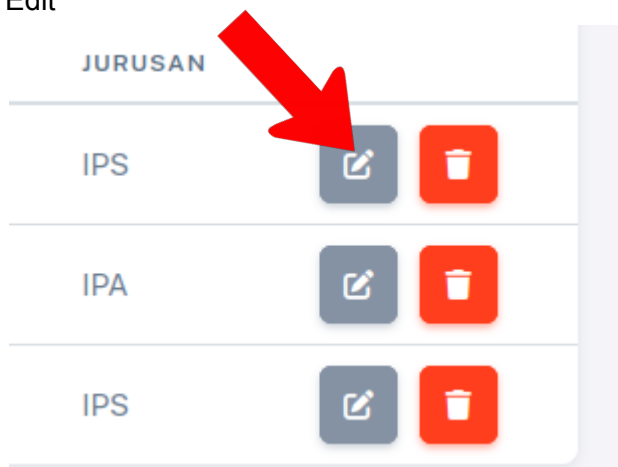
Gunanya yaitu untuk mencari data-data, misalkan data table banyak kita bisa ke **Pencarian** untuk mencari data tersebut.

contoh :









jangan lupa click search ketika udah ngetik nama data tersebut

b. Edit



Yaitu untuk mengubah data siswa, kalau ada data siswa yang salah atau kurang lengkap bisa di ubah dengan klik yang di tunjukan pada panah merah tersebut.

contoh :

NO	NOREG	NAMA	JK	ALAMAT	AGAMA	ASAL SEKOLAH	JURUSAN	
1	2003	Rayhan afit wijaya	Laki-laki	Pekanbaru, Riau	Islam	SMAN 13 Depok	IPS	 
2	2004	M.Aditya firman	Laki-laki	Palembang, Sumatra utara	Islam	SMAN 13 Depok	IPA	 
3	1001	Solih hidayat	Laki-laki	Lampung utara, Lampung	Islam	SMAN 13 Depok	IPS	 

Mengubah data di barisan no 3

Edit Data Siswa

NoReg  
1005

Nama  
Cindy natasya


JK  
Perempuan

Alamat  
Medan, Sumatra utara

Agama  
Kristen


AsalSekolah  
SMAN 13 Depok







Jurusan  
IPS



Ketika udah di ubah/edit klik Update yang sudah ditunjukkan pada gambar panah tersebut.

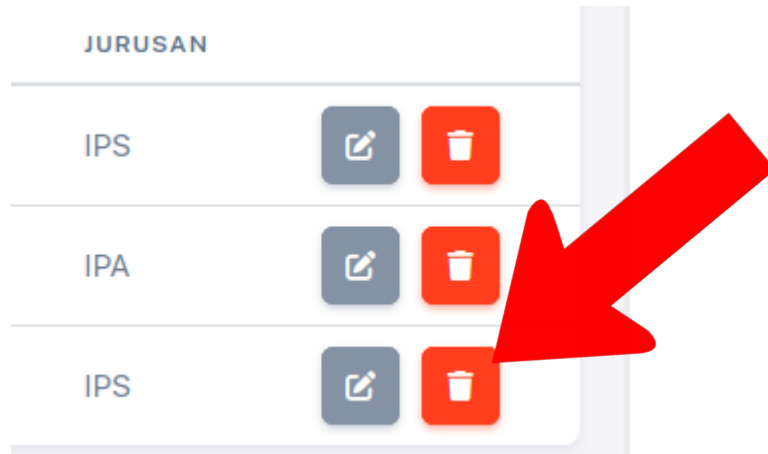
Tables / **Basic Tables**



NO	NOREG	NAMA	JK	ALAMAT	AGAMA	ASAL SEKOLAH	JURUSAN	
1	2003	Rayhan afit wijaya	Laki-laki	Pekanbaru, Riau	Islam	SMAN 13 Depok	IPS	 
2	2004	M.Aditya firman	Laki-laki	Palembang, Sumatra utara	Islam	SMAN 13 Depok	IPA	 
3	1005	Cindy natasya	Perempuan	Medan, Sumatra utara	Kristen	SMAN 13 Depok	IPS	 

Data sudah di edit.

c. Hapus



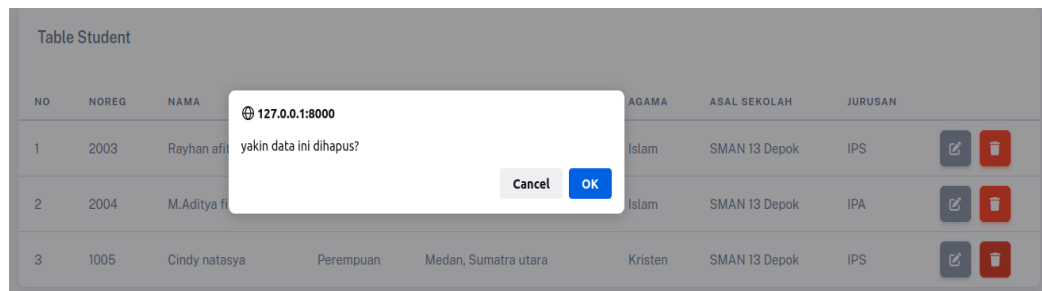
contohnya:

The image shows a table titled 'Table Student' with the following data:

NO	NOREG	NAMA	JK	ALAMAT	AGAMA	ASAL SEKOLAH	JURUSAN		
	2003	Rayhan afit wijaya	Laki-laki	Pekanbaru, Riau	Islam	SMAN 13 Depok	IPS		
	2004	M.Aditya firman	Laki-laki	Palembang, Sumatra utara	Islam	SMAN 13 Depok	IPA		
3	1005	Cindy natasya	Perempuan	Medan, Sumatra utara	Kristen	SMAN 13 Depok	IPS		

A red arrow points to the delete icon of the third row.

Menghapus data barisan no 3



clik **OK** untuk menghapus

The image shows the 'Table Student' after the third row has been deleted. The table now only contains two rows.

NO	NOREG	NAMA	JK	ALAMAT	AGAMA	ASAL SEKOLAH	JURUSAN		
1	2003	Rayhan afit wijaya	Laki-laki	Pekanbaru, Riau	Islam	SMAN 13 Depok	IPS		
2	2004	M.Aditya firman	Laki-laki	Palembang, Sumatra utara	Islam	SMAN 13 Depok	IPA		

Data No 3 berhasil di hapus.